

# McIntosh




## KNOB INFORMATION

McINTOSH LABORATORY INC. 2 CHAMBERS STREET BINGHAMTON, NEW YORK


KNOBS




1




2



3




4



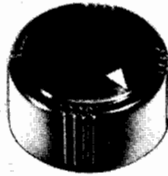
5



6




7



8



9



10



11



12



13



14



15



16



17



18



19



20




21



22



23



24



25



26



27



28



29



30

Model	Serial Number	Part Number	Control Function	Figure
C4	All	090-067	Selector, comp., bass, treble volume	5
		090-097	Phono 2 load	12
C 8	All	090-068	Rumble filter, aural comp.	6
		090-067	Selector, bass, treble, volume	5
		090-012	Phono 2 load	16
C8-S	All	090-068	Rumble filter, aural comp.	6
		090-067	Selector, volume	5
		090-089	Treble, balance	5
		090-088	Bass, mode selector	7
		090-012	Phono 2 load	16
C 11	100N1 & Above	Note 6	Input selector, volume, mode selector, balance	26
		Note 7	L bass, R bass, L treble, R treble	28
		090-050	Compensation, tape, phase, rumble, H.F., loudness	15
		090-051	Power	15
		090-049	R output, L output	10
		090-013	R & L tape equalization	16
C 20	1L001 to 3L000	090-082	Mode selector, balance, phase, HF cut-off filter, loudness	14
		Note 5	Input selector, record comp. (bass), record comp. (treble), bass, treble	
		090-083	Volume	26
		090-024	Rumble filter, tape jack, tape compare	18
C 20	3L001 to 6L000	090-018	Mode selector, balance, phase, HF cut-off filter, loudness	14
		Note 5	Input selector, record comp. (bass), record comp. (treble), bass, treble	
		043-862	Volume	26
		090-024	Rumble filter, tape jack, tape compare	18
C 20	6L001 to 8L379 100A1 to 305A0	090-018	Mode selector, balance, phase, HF cut-off filter, loudness	14
		043-860	Input selector, record comp. (bass), record comp. (treble), bass, treble	27
		043-862	Volume	26
		090-024	Rumble filter, tape jack, tape compare	18

C 20

305A  
Above

C 22

10A0  
Above

C 24

10D0  
Above

C 26

10P0  
Above

C 104

All

C 108

All

MA 230

10C0  
Above

MA 5100

10H0  
Above

C 20	305A1 & Above	090-018	Mode selector, balance, phase, HF cut-off filter, loudness	14
		043-253	Input selector, record comp. (bass), record comp. (treble), bass, treble	27
		043-402	Volume	26
		090-024	Rumble filter, tape jack, tape compare	18
C 22	10A01 & Above	043-253	Balance, input selector, mode selector, volume	27
		Note 10	L & R bass, L & R treble	28
		043-428	Tape jacks	28
		090-010	L & R tape equalization, L & R low frequency trim, L & R output, L + R output	11
		090-007	Comp., tape, power, rumble, H.F. filter, loudness	15
C 24	10D01 & Above	043-253	Input selector, mode selector, volume	27
		Note 9	L bass, L treble, loudness contour	24
		090-009	R bass, R treble, balance	23
		090-013	L + R gain	16
C 26	10P01 & Above	043-253	Input selector, mode selector, volume, loudness, balance	27
		043-625	L bass, L treble	24
		090-009	R bass, R treble	23
		043-806	Phase, center channel gain	24
C 104	All	Note 1	Selector, turn-over, bass, treble volume	5
C 108	All	090-097	Rumble filter, aural comp.	12
		090-096	Selector, bass, treble, volume	8
MA 230	10C01 & Above	043-253	Input selector, mode selector volume, balance	27
		Note 9	L bass, L treble	24
		090-009	R bass, R treble	23
		090-007	Comp., tape, phase, speaker, power, L.F. filter, H.F. filter, loudness	15
MA 5100	10H01 & Above	043-253	Input selector, mode selector, volume, balance	27
		Note 9	L bass, L treble	24
		090-009	R bass, R treble	23
		090-007	Comp., tape, phase, speaker, power, L.F. filter, H.F. filter, loudness	15

MAC 1500	10F01 & Above
MAC 1700	10J01 & Above
MC 40	100L1 & Above
MC 75	100B1 & Above
MC 225	100C1 & Above
MC 240	1P001 & Above 100D1 & Above 10G01 & Above
MC 250	10L01 & Above
MC 275	100E1 & Above
MC 2105	10M01 & Above
MC 2505	10K01 & Above
MC 3500	10N01 & Above
MI-2	100Y1 & Above
MI-3	10E01 & Above

Phase, 14  
 ess  
 amp. (bass), 27  
 ass, treble  
 26  
 tape 18  
 mode 27  
 28  
 28  
 L & R low 11  
 put, L + R  
 le, H.F. 15  
 ector, 27  
 ss contour 24  
 e 23  
 16  
 ector, 27  
 e  
 24  
 23  
 in 24  
 s, treble 5  
 p. 12  
 volume 8  
 ector 27  
 24  
 23  
 ker, power, 15  
 , loudness  
 ector, 27  
 24  
 23  
 ker, power, 15  
 , loudness

MAC 1500	10F01 & Above	043-479	Tuning	19
		043-480	Input selector, balance, volume	20
		090-071	L bass, L treble	22
		090-070	R bass, R treble	21
MAC 1700	10J01 & Above	043-479	Tuning	19
		043-480	Input selector, balance, volume	20
		043-584	L bass, L treble	22
		090-070	R bass, R treble	21
MC 40	100L1 & Above	090-017	Gain	6
MC 75	100B1 & Above	090-017	Gain	6
MC 225	100C1 & Above	Note 8	L gain- R/mono gain	16
MC 240	1P001 & Above	Note 8	Gain	16
	100D1 & Above	090-015	Mode switch	17
	10G01 & Above			
MC 250	10L01 & Above	090-017	L gain- R/mono gain	6
MC 275	100E1 & Above	Note 8	Gain	16
		090-015	Mode switch	17
MC 2105	10M01 & Above	043-253	L gain, meter range, R gain, speakers, power	27
MC 2505	10K01 & Above	043-428	L gain, meter range, R gain, speakers, power	28
MC 3500	10N01 & Above	090-079	Gain, meter range, output range	3
MI-2	100Y1 & Above	043-402	Power	26
		043-477	Scope test	24
		043-478	Horizontal position, vertical position, focus, intensity	30
		090-013	Multipath controls, audio controls	16
MI-3	10E01 & Above	043-253	Audio display, power	27

		043-477	Scope test	24
		043-478	Horizontal position, vertical position, focus, intensity	30
		090-013	Multipath controls, audio controls	16
MI-75	100J1 & Above	090-011	Gain	4
MI-200	1H001 & Above	Note 11	Gain	
		Note 12	Meter switch	
MI-350	10R01 & Above	090-076	Gain, meter range, output range	3
MM-4	All	090-094	Master gain	1
		090-012	Input levels, phono load	16
		090-014	Gain controls, compensation, bass, treble, DB meter	2
MR 55	1K001 & Above	090-080	Tuning	25
		Note 2	FM AFC, AM sensitivity, volume, input selector	
MR 55A	3K001 & Above	Note 3	Tuning	25
		Note 4	FM AFC, AM sensitivity, volume input selector	28
MR 65	1R001 to 1R058	043-860	Volume, AFC, muting	27
		043-861	Tuning	25
		043-863	Mode selector	27
MR 65	1R058 to 1R979	043-860	Volume, mode selector, AFC, muting	27
	100F1 & Above	043-861	Tuning	25
MR 65A	100R1 & Above	043-860	Volume, mode selector, AFC, muting	27
		043-861	Tuning	25
MR 65B	100U1 to 263U5	043-860	Volume, mode selector, AFC, muting	27
		043-861	Tuning	25
MR 65B	263U6 & Above	043-253	Volume, mode selector, AFC, muting	27
		043-402	Tuning	25
MR 66	1N001 to 2N347	043-860	AM selector, mode selector, AFC, FM selector	27
	100G1 & Above	043-861	AM tuning, FM tuning	25

MR 67	100T1 & Above
MR 71	100B1 & Above
MX 110	100M1 & Above
MX 110	100X1 & Above
MX 110	100Z1 & Above
MX 110	100Z1 & Above
MX 110	100Z1 & Above

24	MR 67	100T1 & Above	043-272	Tuning	25
30			043-253	Volume, mode selector, power, muting	27
16	MR 71	10B01 & Above	043-272	Tuning	25
4			043-253	Volume, mode selector, AFC, muting	27
	MX 110	100M1 & Above	090-064	Volume	26
			090-063	Tuning	25
			090-065	Input selector, mode selector	27
3			090-008	L bass, L treble	24
			090-009	R bass, R treble	23
1			090-048	Balance	9
16			090-050	Muting, L.F. filter, H.F. filter, loudness, tape monitor, phase	15
2			090-023	L & R phono 1, L & R phono 2, L & R aux	10
	MX 110	100X1 & Above	043-402	Volume	26
25			043-272	Tuning	25
			043-253	Input selector, mode selector	27
25			090-008	L bass, L treble, power on/off	24
28			090-009	R bass, R treble, balance	23
			090-050	Muting, L.F. filter, H.F. filter, loudness, tape monitor, phase	15
27			090-023	L & R phono 1, L & R phono 2, L & R aux	10
25					
27	MX 110	100Z1 & Above	043-402	Volume	26
			043-272	Tuning	25
27			043-253	Input selector, mode selector	27
25			090-008	L bass, L treble, power on/off	24
			090-009	R bass, R treble, balance	23
27			090-007	Muting, L.F. filter, H.F. filter, loudness, tape monitor, phase	15
25			090-010	L & R phono 1, L & R phono 2, L & R aux	11
	MX 110	10Z01 & Above	043-402	Volume	26
25			043-272	Tuning	25
			043-253	Input selector, mode selector	27
27			Note 9	L bass, L treble, power on/off	24
25			090-009	R bass, R treble, balance	23
			090-007	Muting, L.F. filter, H.F. filter, loudness, tape monitor, phase	15
27			090-010	L & R phono 1, L & R phono 2, L & R aux	11
25					

25  
 muting 27  
 25  
 muting 27  
 26  
 25  
 r 27  
 24  
 23  
 9  
 lter, 15  
 e  
 , 10  
 26  
 25  
 r 27  
 ff 24  
 23  
 lter, 15  
 e  
 2, 10  
 26  
 25  
 or 27  
 ff 24  
 23  
 lter, 15  
 e  
 2, 11  
 26  
 25  
 or 27  
 ff 24  
 23  
 lter, 15  
 e  
 2, 11

The knobs listed may be obtained when ordered by PART NUMBER from:

McIntosh Laboratory Inc.  
 Customer Service Department  
 2 Chambers Street  
 Binghamton, New York 13903  
 (telephone 607-723-3512)

1. 090-087 (set screw) for earlier units with a round shaft.  
 090-067 (knurled) for later units with a knurled shaft.
2. 090-066 for earlier units with a dot indicator. (Fig. 29)  
 090-081 for later units with a slot indicator. (Fig. 28)
3. 090-080 for earlier units with a knurled shaft.  
 043-861 for later units with a flatted shaft.
4. 090-081 for earlier units with a knurled shaft.  
 043-859 for later units with a flatted shaft.
5. Some units in this series were customer returned for the front panel to be converted to glass; if the bottom row of knobs are:  
 15/16 Dia. with a dot indicator use 090-066. (Fig. 29)  
 15/16 Dia. with a slot indicator use 090-081. (Fig. 28)  
 1 1/8 Dia. for a flatted shaft use 043-860. (Fig. 27)  
 1 1/8 Dia. for a knurled shaft use 090-086. (Fig. 27)
6. 043-862 for earlier units with a buffed front surface.  
 043-402 for later units with a machined front surface.
7. 043-859 for earlier units with a buffed front surface.  
 043-428 for later units with a machined front surface.
8. 090-012 for earlier units with a flatted shaft.  
 090-013 for later units with a knurled shaft.
9. 090-008 for earlier units with a knurled shaft.  
 043-625 for later units with a flatted shaft.
10. 043-864 if shaft flat is toward the unit top with control in the center position (earlier units).  
 043-428 if shaft flat is toward the unit bottom with control in center position (later units).
11. 090-014 for earlier units (Fig. 2)  
 090-016 for later units (Fig. 5)
12. 090-095 for earlier units (Fig. 13)  
 090-017 for later units (Fig. 6)